



ART OF MATHEMATICS

DISCOVERING THE
MATHEMATICAL INQUIRY IN THE LIBERAL ARTS

Excerpts (Chapter 6 - "Proof" and Chapter 6 Teacher Materials) from

Discovering the Art of Mathematics - Student Toolbox

By Julian F. Fleron, with Volker Ecke,
Philip K. Hotchkiss and Christine von Renesse

This volume is forthcoming, expected late spring, 2014.

All of the other 11 volumes in the Discovering the Art of Mathematics library are available as free .pdf downloads from <http://www.artofmathematics.org/books> .

Complete information on the Discovering the Art of Mathematics project is available at the project website <http://www.artofmathematics.org/> .



This work is supported by the National Science Foundation under awards NSF0836943 and NSF122915. Any opinions, findings, and conclusions or recommendations expressed in this publication are those of the author(s) and do not necessarily reflect the views of the National Science Foundation. These materials are also based on work supported by Project PRIME which was made possible by a generous gift from Mr. Harry Lucas. © 2009 - 2014

CHAPTER 6

Proof

Proof is an idol before which the mathematician tortures himself.

Sir Arthur Eddington (; -)

A elegantly executed proof is a poem in all but the form in which it is written.

Morris Kline (; -)

A good proof is one that makes us wiser.

Yu. I. Manin (; -)

Proof is fundamental to what defines mathematics. “Proof” is a word that is used commonly and our everyday usage of the term is similar to mathematicians’. However, when used in mathematical settings there are fundamental and deep distinctions from the colloquial usage. Understanding these distinctions are critical to understanding what mathematics truly is. For it is these distinctions which differentiate mathematics from all other fields of knowledge.

In mathematics precise definitions of terms are critical for it is upon these unambiguous definitions that the results of mathematics are logically established via proof. Ironically, the nature of proof itself has been the source of deep philosophical debate in mathematics through much of its history. In The Mathematical Experience **Philip J. Davis** (; -) and **Reuben Hersch** (; -) paint a portrait of an ideal mathematician.

[The ideal mathematician] rests his faith on rigorous proof; he believes that the difference between a correct proof and an incorrect one is an unmistakable and decisive difference. He can think of no condemnation more damning than to say of a student, “He doesn’t even know what a proof is.” Yet he is able to give no coherent explanation of what is meant by rigor, or what is required to make a proof rigorous. In his own work, the line between complete and incomplete proof is always somewhat fuzzy, and often controversial.

The inability of the ideal mathematician to articulate what is meant by proof is then reinforced in wonderful dialogues between our ideal mathematician and a public information officer, a student, a philosopher, and a classicist.

Since there is no simple mathematical definition of “proof” that provides the working understanding you will need, it will be approached here incrementally with examples, investigations, and contexts.

1. First Proofs: The Magic of Nines

Here you will work to discover proofs that revolve around the magic of the number 9.

1.1. Finger Man.

We are all concerned about the future of American education. But as I tell my students, you do not enter the future – you create the future. The future is created through hard work.

Jaime Escalante (Bolivian Teacher; 1930 - 2010)

Jaime Escalante (Bolivian Teacher; 1930 - 2010) is a well-known and inspiring teacher of mathematics whose work in the East Los Angeles schools received significant attention, most notably

in the movie Stand and Deliver. In one scene, Escalante shows a confrontational student how to be a “finger man”, computing the multiples of 9 on his fingers.

1. Watch this clip to learn this *algorithm* for computing multiples of 9.¹
2. Describe this algorithm completely, using precise language that will allow someone who has never seen it to compute multiples of 9 using the algorithm.
3. *Prove* that this algorithm correctly computes each of the first nine multiples of 9.

Chisenbop is a powerful, twentieth century finger-counting algorithm developed in Korea which for computing multiples of 9 is identical to the method used above. Useful finger-counting methods have existed in many cultures through much of history, as long ago as the Vedic cultures of India over 3,000 years ago.



FIGURE 1. Jaime Escalante

1.2. Casting Out Nines. In fact, the number 9 has many remarkable properties in our base-ten number system.

Remainder by Nines Problem - Find an efficient way to determine what the remainder will be when a whole number is divided by 9

This is the type of problem that mathematicians typically deal with. There is no obvious answer, no straightforward way to work it out. Instead, it requires experimentation, data collection, intuition, the search for connections to other problems, insight, etc. All of this is active work. Please get to work on it.

A typical timeline for a problem like this is that it should take an hour or so of active, focussed work. But this work need not come all at once, it can happen over several different sittings - with breaks inbetween to reflect on the problem a bit less actively, to do something totally different so your subconscious can work on it, or just to take a break.

Note: You should *not* look for a solution from an external resource - book, Internet, or peer. Real mathematical experiences are about problem solving, constructing understanding, developing sense-making and practicing the creation of ideas. You will not have an authentic mathematical experience, nor will you be able to succeed in the remainder of the explorations in Discovering the Art of Mathematics if you rely on others for all of your significant work. You may not ever need to use this problem again, but strengthening your abilities to problem solve, reason, understand how/why things work, and make sense of new objects, ideas, and settings are critical to real educational growth.

¹It appears at minutes 8:30 - 10:00 in the original movie and can often be found online by searching for videos with keyword “Stand and Deliver Finger Man.”

4. Precisely describe how you went about solving this problem.
5. Precisely describe your solution to the Remainder by Nines problem. (Note: Your solution should efficiently enable you to determine the remainder when *any* whole number is divided by 9. If you cannot do this for every number, you only have a partial solution thus far.)
6. Are you confident that your solution is legitimate? Explain what it is that makes you confident.

At present, your result in Investigation 5 is a **conjecture**, a statement you believe to be true. The analogous term in the sciences is hypothesis. While you may be confident in your result, it needs to be proven. If proven successfully, your result will no longer be considered a conjecture, but rather a **theorem**, that is mathematical certainty which has been established through logical deduction and is therefore eternal.

In proving the algorithm for computing multiples of nine, you may have used a **proof by exhaustion**. There are only 9 cases to check. If you check each one, you have proof that it works. Of course, that is not possible here as there are infinitely many numbers to check. Alternatively, you may have proven the algorithm **inductively**. It works for the first multiple. Each time I want the next multiple of nine I can think of adding ten and subtracting one - which is exactly what I get from depressing the very next finger. This will work until I run out of fingers, proving that the second multiple must follow from the truth of the first, the third from the truth of the second, etc.

The essential component of either of these proofs, and of any other, is that it establishes the desired result with certainty. There is a precise, logical way to follow a line of reasoning from the *assumptions* to the *conclusion*.

7. Prove that your solution to the Remainder by Nines problem is correct.
8. There is a rule for determining whether a whole number is divisible by 9. You should be able to determine this rule from your solution to the Remainder by Nines problem. But also look it up. Describe the rule precisely.
9. Explain why this rule follows logically as a direct result of your solution to the Remainder by Nines problem.

When a mathematical result in Investigation 8 is called a **corollary** because it is a theorem which is established as an immediate logical consequence of your solution to the Remainder by Nines problem.

1.3. The Human Calculator. In video available online at <http://www.artofmathematics.org/???> one of the authors of this book is shown as a “Human Calculator”, adding up a column of eight 6-digit numbers as fast as he can write down the answer. Watch this trick, see if you can discover anything that might help you understand how this trick was performed.

Here’s another example of that same trick:

Student	395014
Mathemagician	604985
Student	759231
Mathemagician	240768
Student	545310
Mathemagician	454689
Student	489132
Mathemagician	200543
	3689672

10. Describe some observations you have made in trying to discover how this trick works.
11. Find some relationships between these observations that may help discover how this trick works.
12. Determine how the trick works.
13. Now you become the mathemagician, try this trick on several friends. How’d it go? Were they impressed?
14. Explain precisely what you have to do in each stage of the trick for it to work.
15. Under the conditions just described, prove that the trick will always work.

16. Do you have to use 6-digit numbers to do the trick? Does there have to be eight numbers chosen? If so, explain why. If not, explain how the trick can be *generalized*.

2. Where Do Proofs Come From?

But how do we do it [discover a proof]? Nobody really knows. You just try and fail and get frustrated and hope for inspiration. For me it's an adventure, a journey. I usually know more or less where I want to go, I just don't know how to get there. The only thing I *do* know is that I'm not going to get there without a lot of pain and frustration and crumpled-up paper. Then, all of a sudden, in one breathless heart-stopping moment, the clouds part and you can finally *see*... The thing I want you especially to understand is this feeling of divine revelation. I feel that this structure was "out there" all along; I just couldn't see it. And now I can! This is really what keeps me in the math game - the chance that I might glimpse some kind of secret underlying truth, some sort of message from the gods.²

Paul Lockhart (; -)

Now where did this idea of mine come from? How did I know to draw that line? How does the painter know where to put his brush? Inspiration, experience, trial and error, dumb luck. That's the art of it, creating these beautiful little poems of thought, these sonnets of pure reason. There is something so wonderfully transformational about this art form. The relationship between the triangle and the rectangle was a mystery, and then that one little line made it obvious. I couldn't see, and then all of a sudden I could. Somehow, I was able to create a profound simple beauty out of nothing, and change myself in the process. Isn't that what art is all about?³

Paul Lockhart (; -)

3. What Do Proofs Look Like?

3.1. An Existence Proof.

17. Westfield State University, the oldest coeducational teachers college in the country, has an enrollment of about 4,500 students. Prove that there are at least two students who share the same birthday.

If you know two students at Westfield State with the same birthday, such a proof is called an *explicit proof*. If you prove the result without knowing explicit examples, this is called an *existence proof*.

3.2. The Role of Examples. Examples play important roles in mathematics. An important part of mathematics is inductive - based on generalization of examples and patterns. But mathematical results are not considered valid until they have been proven in general.

In a proof by exhaustion, *all* possible examples are considered, so this provides proof.

One can find *counter-examples*, examples that disprove a conjecture or statement. For example, the number 2 is a counter-example to the statement "all prime numbers are odd." This one example is all that is required to disprove the statement. The **Riemann hypothesis**, one of the most important problems in all of mathematics and one which currently has a 1\$ million dollar prize for its solution, states that all non-trivial roots of the Riemann zeta function lie on the line $x = \frac{1}{2}$. If someone finds just *one* non-trivial root of the Riemann zeta function that is not on this line they will have disproven the Riemann hypothesis, becoming 1\$ million richer and having shocked the mathematical community to its core.

²From [A Mathematician's Lament](#), pp. 113-4.

³From [A Mathematician's Lament](#), pp. 27.

One *cannot* do more with examples in the way of proof. There is no such thing as a **proof by example** where an incomplete number of examples are taken to form proof. For emphasis, consider the following “proof” which utilizes almost infinitely many examples:

Conjecture Every day is Friday.⁴

Proof Today, 10/18/2013 is a Friday. 10/11/2013 was a Friday. 10/4/2013 was a Friday. . . Moreover, 10/25/2013 will be a Friday. 11/1/2013 will be a Friday. 11/8/2013 will be a Friday. . . Based on these examples, moving forward and backward to the beginning and end of the universe (if such things exist) prove that every day is Friday. //

3.3. An Infinite Result. Consider the expression $3a + 5b$ where $a, b \geq 0$ represent whole numbers.

18. Choose whole number values for $a, b \geq 0$. For these values, evaluate the expression $3a + 5b$.
19. Repeat Investigation 18 for a different pair of values for a, b .
20. Repeat Investigation 18 for another dozen different pairs of values for a, b .
21. Is every positive whole number a possible as the result of evaluating $3a + 5b$, or are there some numbers that cannot be made from this expression?
22. Continue investigating until you feel comfortable making a conjecture which identifies exactly which, all infinitely many of them, positive whole numbers can be made by evaluating the expression $3a + 5b$ for $a, b \geq 0$ being whole numbers.
23. Prove your conjecture.

3.4. Pythagorean Theorem. The *Pythagorean theorem* is one of the most well-known results in all of mathematics. While it bears the name of Pythagoras, it was known to many other cultures. Here you will re-discovery a proof attributed to **Bhaskara** (Indian mathematician; -).

There are *many* proofs of the Pythagorean theorem. **Elisha Scott Lewis** (; -) wrote The Pythagorean Proposition which is a collection of 367 proofs of the Pythagorean theorem!

In 1867, when he was a U.S. Representative, future President **James A. Garfield** (American politician; -) created a proof of the Pythagorean theorem that was published in the *New England Journal of Education*.

24. State the Pythagorean theorem. Be sure to include any assumptions that the theorem requires.
25. The proof uses paper triangles that you should create as follows:
 - Fold an $8\frac{1}{2}$ by 11 sheet of paper in half in one direction and then in half again in the opposite direction.
 - From the corner which is not along any of the fold lines, measure some distance up along one edge and the same distance along the other edge.
 - Draw a line between the two points you have just measured, creating a right, isosceles triangle.
 - Cut along this line to create four congruent copies of your triangle.
 - Label the legs and the hypotenuses as a, b , and c .
26. Can you arrange your four triangles so they form the interior of a square whose area is c^2 ?
27. Now rearrange your four triangles to form two smaller squares.
28. Explain how this proves the Pythagorean theorem for your triangle.
29. Will this same proof work for any right, isosceles triangle? Explain.

Now adapt this method for a general right triangle as follows.

30. Repeat the folding, cutting and labelling process used above to create four congruent, right triangles that are *not* isosceles.
31. Try to arrange your four triangles so they form the interior of a square whose area is c^2 . You should discover a missing piece.
32. With the paper scraps left over from your initial construction, make a piece that enables you to fill in the missing component of your c by c square.

⁴This was written on Friday, 10/18/2013.

- 33. Now rearrange your triangles and addition piece to form two smaller squares.
- 34. In both of the previous steps you should justify how you know that the shapes you have created are indeed squares and have the appropriate dimensions.
- 35. Explain how this proves the Pythagorean theorem for your triangle.
- 36. Will this same proof work for any right triangle? Explain.

4. Role and Importance of Proofs

Math is not about a collection of “truths” (however useful or interesting they may be). Math is about reason and understanding. We want to know *why*. And *not* for any practical purpose. Here’s where the art has to happen. Observation and discovery are one thing, but *explanation* is quite another. What we need is a *proof*, a narrative of some kind that helps us to understand why this pattern is occurring. And the standards for proof in mathematics are pretty damn high. A mathematical proof should be an absolutely clear logical deduction, which, as I said before, needs not only to satisfy, but to satisfy beautifully. That is the goal of the mathematician: to explain in the simplest, most elegant and logically satisfying way possible. To make the mystery melt away and to reveal a simple, crystalline truth.⁵

Paul Lockhart (; -)

Here is where inductive reasoning goes.

4.1. Galileo Sums.

$$\begin{array}{r}
 1 = 1 \\
 1 + 3 = ? \\
 1 + 3 + 5 = ? \\
 1 + 3 + 5 + 7 = ? \\
 \vdots = \vdots \\
 1 + 3 + 5 + 7 + \dots + \boxed{\text{algebraic expression}} = \boxed{\text{algebraic expression}} \\
 \vdots = \vdots
 \end{array}$$

- 37. Using square tiles or blocks, or graph paper to mimic them, can you arrange one tile of one color and three tiles of another color into an appropriate shape to illustrate the validity of the first equation?
- 38. Using one square tile of one color, three of another color and five of yet another color, can you arrange these tiles into an appropriate shape to illustrate the validity of the second equation?
- 39. Show how this process can be continued to provide a *Proof Without Words* for the general result.

This example has critical historical significance. In his inclined plane experiments, **Galileo** (; -) showed successfully that the distance a free falling body falls in successive time intervals is in the ratio of $1 : 3 : 5 : 7 : 9 \dots$. Over equal time intervals, summing these distances shows that the total

⁵From A Mathematician’s Lament, pp. 110-1.

distance is proportional to the square of the time.⁶ I.e. this pattern is encoded in uniform motion at the most fundamental level.

4.2. Galileo Fractions.

$$\begin{aligned} \frac{1}{3} &= \frac{1}{3} \\ \frac{1+3}{5+7} &=? \\ \frac{1+3+5}{7+9+11} &=? \\ &\vdots = \vdots \end{aligned}$$

40. Show how Figure 8 shows that $\frac{1+3}{5+7} = \frac{1}{3}$.

41. Generalized Figure 8 and your observation above to provide a Proof Without Words for Galileo fractions.⁷:

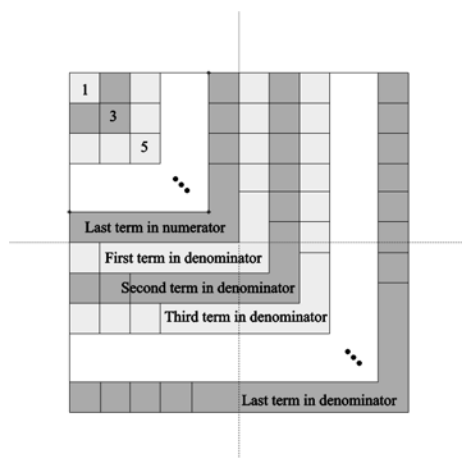


FIGURE 2. Proof Without Words: Galileo fractions.

4.3. Pennies and Paperclips. **Pennies and Paperclips**⁸ is a two player game played on a board resembling a checkerboard. One player, “Penny”, gets two pennies as her pieces. The other player, “Clip”, gets a pile of paperclips as his pieces. Penny places her two pennies on any two different squares on the board. Once the pennies are placed, Clip attempts to cover the remainder of the board with paperclips - with each paperclip being required to cover two adjacent squares. Paperclips are not allowed to overlap. If the remainder of the board can be covered with paperclips

⁶See Chapter 1 - “Galileo and Why Things Move” from *The Ten Most Beautiful Experiments* by George Johnson for a secondary description, “Galileo’s Experimental Confirmation of Horizontal Inertia” by Stillwell Drake, *Isis*, vol. 64, no. 3, pp. 290-305 for a primary source description, and Section 4.2 - “The Studies of Galileo” in *Basic Calculus: From Archimedes to Newton to Its Role in Science* by Alexander J. Hahn for an introductory physics/calculus level description.

⁷This approach to proving this result is from “Proof Without Words: Galileo’s Ratios Revisited” by Alfino Flores and Hugh A. Sanders, *College Mathematics Journal*, vol. 36, no. 3, May 2005, p. 198.

⁸The history of this game is not know to the author. It appears in the 1994 version of Harold R. Jacobs’ *Mathematics: A Human Endeavor*. In the 1970 version of this book the “mutilated checkerboard” appears instead. The latter is from the 1950’s and its noteriety is due to Martin Gardner’s *Scientific American* columns. It may well be that the translation of the checkerboard problem into a game is due to Jacobs.

then Clip is declared the winner. If the remainder of the board cannot be covered with paperclips then Penny is the winner.




FIGURE 3. Beginner board for Pennies and Paperclips game.

42. With a partner, play this game several different times. Record the results of your games, including the placement of the pennies a paperclips, on the miniature boards in Figure 4.
43. Now switch the roles of pennies and paperclips and play several more games, again recording your results.
44. Do you notice any patterns that will enable you to find winning strategies for the players? If so, test them by playing a few more games. If not, continue to play until some pattern appears.
45. State a conjecture which determines precisely when pennies win based on their placement.
46. Prove this conjecture.
47. State a conjecture which determines precisely when paperclips win based on the placement of the pennies.
48. Prove this conjecture.
49. Are there any situations in which neither player wins, or have you characterized all possible outcomes? Explain.

It is important to remember that a proof is a logically complete demonstration that a result must hold. Proof by example is not allowed. The proof most people originally give for Investigation 48 is merely a counting argument.

50. Play pennies and paperclips a few times on the distorted board in Figure 5.
51. Does your conjecture in Investigation 47 hold for this board?
52. Return to your proof in Investigation 48. Does your proof fundamentally use the geometry of the board or is it simply a counting argument? The distorted board generally shows that the “proofs” in Investigation 48 are not complete.
53. If your proof in Investigation 48 is not complete, see if you can use the *Hamiltonian circuit* to show that paperclips can be appopriately placed to win the expected games.

The board you have been playing on was called the “beginner” board. Mathematicians love to generalize. It is a very natural mathematical question to ask whether this game can be extended to other sized boards. Try other sized boards and see what you find!




FIGURE 4. Board for recording Pennies and Paperclips games.

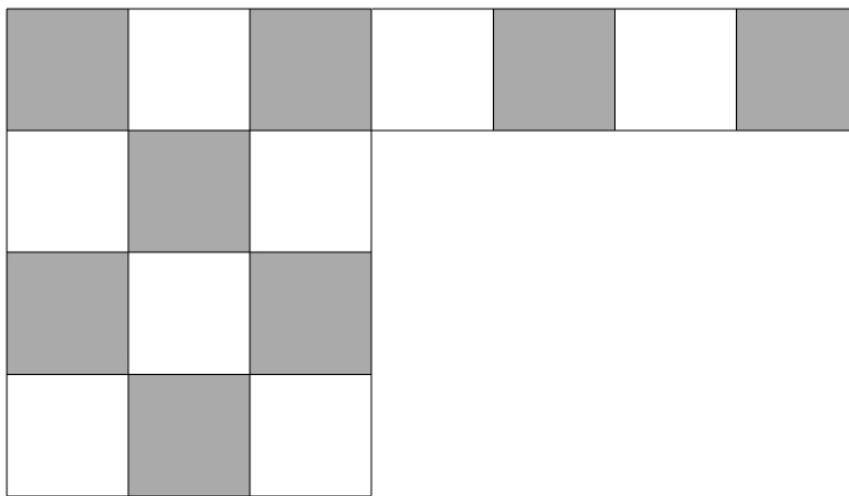


FIGURE 5. Distorted beginner board for Pennies and Paperclips game.

4.4. Monty Hall Problem.

A mathematician's work is mostly a tangle of guesswork, analogy, wishful thinking and frustration, and proof, far from being the core of discovery, is more often than not a way of making sure that our minds are not playing tricks.

Gian-Carlo Rota (; -)

This is good because it is so contrary to our intuition. This is one of the reasons that we really need proof.

Good back story too.

How to do it? Data collection?